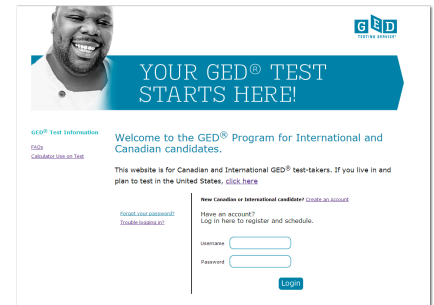


Registering for the GED® Test on Computer

Test-takers can register online, through the Pearson VUE call center at 1-877-EXAM-GED (392-6433), or at select test centers.

Step 1: Create Your Account

- Start by visiting GED.pearsoncred.com, click on “Create an Account” or enter your username and password.
- Click the text “I live in and plan to test internationally or in Canada and I have not taken the GED® test before; create a profile” .
- Enter your legal name as it appears on your primary identification.
- Remember that an email address will be required for this step.
- Once your account is created, you’ll receive an account activation email.



Step 2: Complete Registration Questions

- Click the activation link in your email.
- Change the username to something you will remember and create a password. You will then be sent to the welcome page.
- Log in using the username and password you just created.
- Review and verify your account information. Click the button at the bottom of the page to verify your contact information.
- Click the circled number two (2) and complete the registration questions.

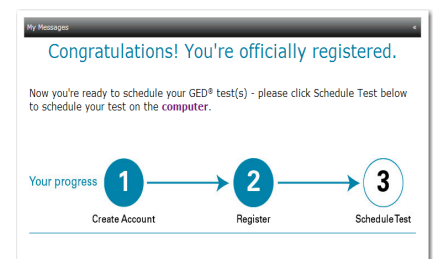


Step 3: Provide Additional Documentation (if necessary)

- Some test-takers may be required to supply supporting documentation in order to test.
- If your status on the home page indicates that you will need additional documentation, you will receive an email with your next steps.

Step 4: Schedule Your Test

- After completing the registration questions, click on the circled number three (3) to schedule your exams.
- In certain cases you may be asked to supply additional information before you can schedule your test.



Scheduling the GED® Test on Computer

Test-takers can register online, through the Pearson VUE call center at 1-877-EXAM-GED (392-6433), or at select test centers.

Step 1: Select Your Test

- ➔ Start by visiting GED.pearsoncred.com. Log in by using your username and password to schedule.
- ➔ Click on the circled number three **3** to schedule your exams.
- ➔ Select the “GEDTS/Canadian 2002 Series GED® Canadian Test” link, and then select the language.
- ➔ Click on “Schedule this Exam” to proceed.
- ➔ All five content areas (which are called modules) will be displayed with the length and price of each. **You can select as many content areas as you wish.**
- ➔ There will be a 10-minute break between each content area.
- ➔ **If you schedule all 5 content areas in one session you will not receive a lunch break.**
- ➔ **To schedule a lunch break, create separate sessions within the same day.**

Select Content Areas
For: GEDTS-Canadian: 2002 Series GED® Canadian Test

Select the Content Areas you want to take during this appointment. To see the greatest number of available appointment times you may want to select one content area at a time. If you choose more than one content area for the same appointment, you will have a 10 minute break between each content area. Lunch breaks are not automatically scheduled so you will have to schedule separate appointments within the same day to allow for a lunch break.

Content Areas	Duration	Price
<input type="checkbox"/> MATH_CAN: Mathematics	102 minutes	USD 7.00
<input type="checkbox"/> LARD_CAN: Language Arts, Reading	70 minutes	USD 7.00
<input type="checkbox"/> LAWR_CAN: Language Arts, Writing	145 minutes	USD 7.00
<input type="checkbox"/> SCIE_CAN: Science	85 minutes	USD 7.00
<input type="checkbox"/> SOCS_CAN: Social Studies	75 minutes	USD 7.00

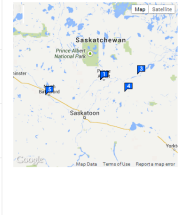
Previous Next

Step 2: Select Your Location, Date, and Time

- ➔ You will see test centers located closest to the address you provided during registration.
- ➔ You can select up to three test centers to compare availability for the content areas you have selected.
- ➔ Once the location, date, and time are selected, an appointment confirmation screen will appear.

You can select up to three test centers to compare availability.

Test Center	Distance* Stops/km	Directions
<input type="checkbox"/> LDAS - Prince Albert Branch 1102 Central Avenue Prince Albert, Saskatchewan S6V 4V6 Canada	203.9 mi	Get Directions
<input type="checkbox"/> SIAST - Woodland Campus 1100 - 15th Street East Prince Albert, Saskatchewan S6V 6G1 Canada	204.2 mi	Get Directions
<input type="checkbox"/> Cumberland College 503-2nd Street East Nipawin, Saskatchewan S0E 1E0 Canada	213.2 mi	Get Directions
<input type="checkbox"/> Cumberland College Melfort Campus 400 Burns Ave. E. Melfort, Saskatchewan S0E 1A0 Canada	236.6 mi	Get Directions

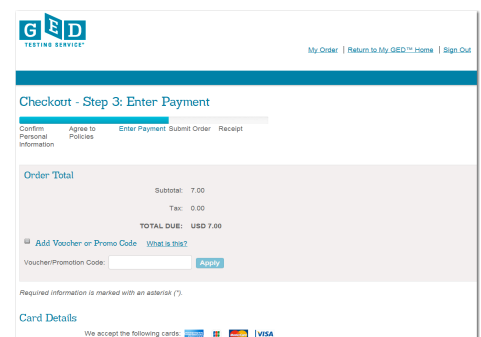


Step 3: Pay for the Test

- ➔ Enter your credit card or debit card information for payment.
- ➔ Review the testing policies and submit your order for processing.

Step 4: Review Your Receipt

- ➔ You will receive an email with appointment details that include the test time, test center address, identification required, the cancellation and reschedule policy, and any additional items that you will need to bring to the test center.



GED TESTING SERVICE

My Order | [Return to My GED™ Home](#) | [Sign Out](#)

Checkout - Step 3: Enter Payment

Confirm Personal Information | Agree to Policies | Enter Payment | Submit Order | Receipt

Order Total

Subtotal:	7.00
Tax:	0.00
TOTAL DUE:	USD 7.00

Add Voucher or Promo Code [What is this?](#)

Voucher/Promotion Code: [Apply](#)

Required information is marked with an asterisk (*).

Card Details

We accept the following cards: 