

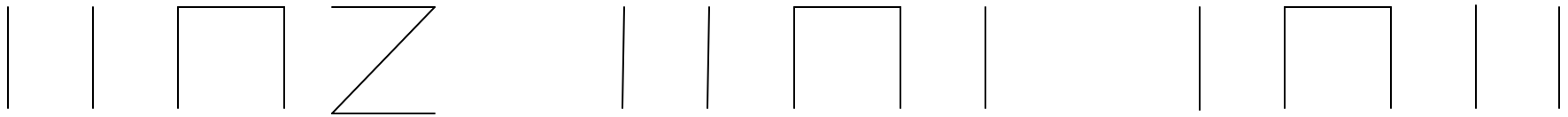
Rhythm Concentration I

Name: _____

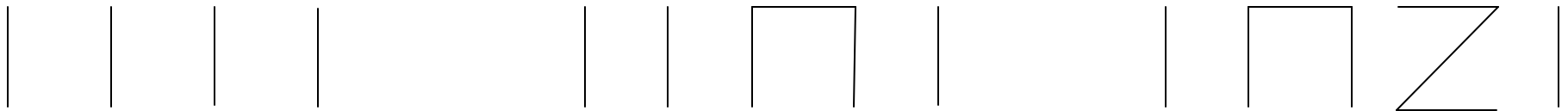
Class: _____

 Circle the rhythm you hear.

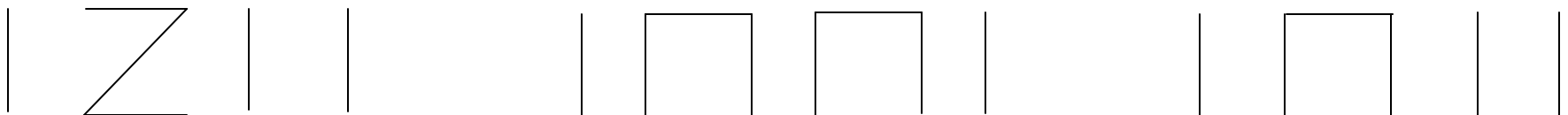
1.



2.



3.



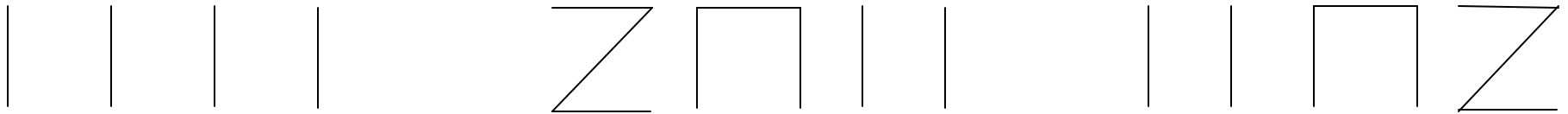
Rhythm Concentration II

Name: _____

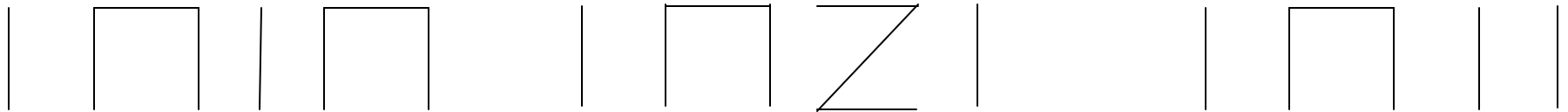
Class: _____

 Circle the rhythm you hear.


1.



2.

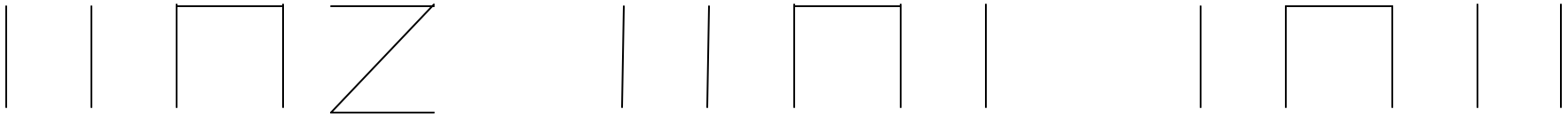


3.



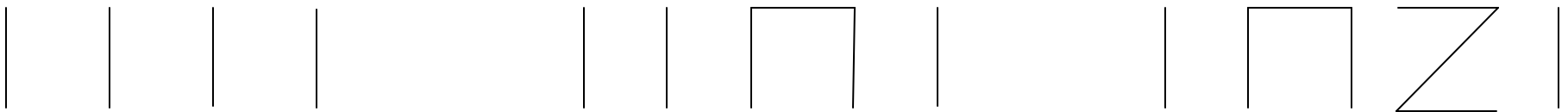
Rhythm Concentration I (Teacher's Answer Key)

1.



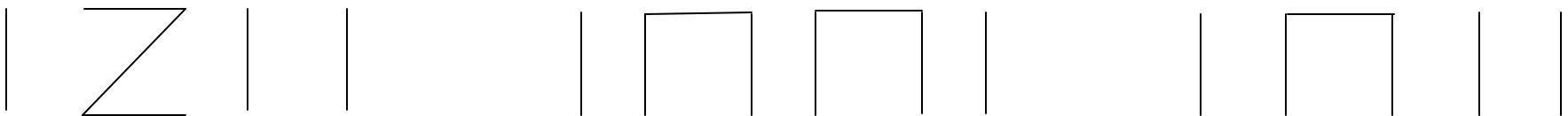
Rain, Rain

2.



Snail, Snail

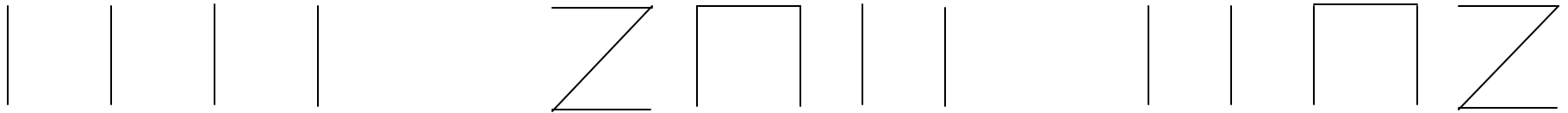
3.



Bye Baby

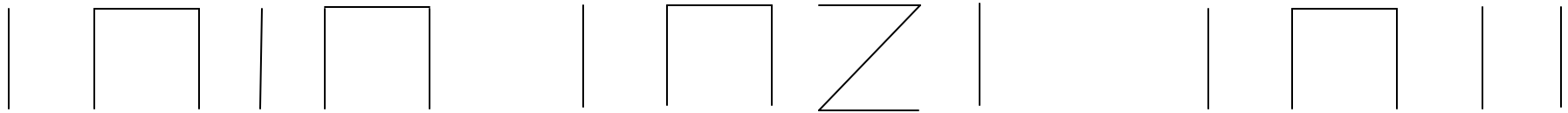
Rhythm Concentration II (Teacher's Answer Key)

1.




Starlight

2.



Here Comes a Bluebird

3.



See Saw


Take Note I

Name: _____

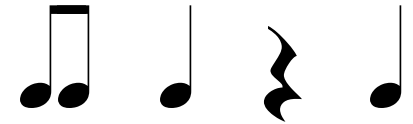
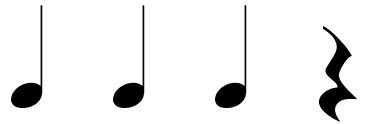
Class: _____

 Circle the rhythm you hear.

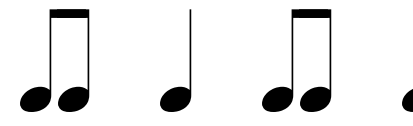
1.



2.



3.



Counting Time

Name: _____

Class: _____



✂ Divide ♪, ♪♪ into measures of 2, 3 and 4.

2 ♪ ♪ ♪ ♪ ♪ ♪ ♪ ♪ ♪ ♪ ♪ ♪ ♪ ♪ ||

3 ♪♪ ♪♪ ♪♪ ♪ ♪ ♪♪ ♪ ♪ ♪ ♪ ♪♪ ♪ ♪♪ ♪ ♪ ||



4 ♪ ♪ ♪♪ ♪♪ ♪♪ ♪ ♪ ♪ ♪ ♪♪ ♪ ♪♪ ♪♪ ♪ ♪ ♪ ♪ ||



 **Beat Counter** 



Name: _____

Class: _____

 Divide ♪, ♪♪, and ♪♪♪ into measures of 2, 3 and 4.

2 


3 


4 


Take Note II

Name: _____

Class: _____

 Circle the rhythm you hear.

1.



2.



3.





Measure Time


Name: _____

Class: _____

 Draw bar lines so there are the correct number of beats in each measure.

$\frac{2}{4}$  ||

$\frac{3}{4}$  ||


$\frac{4}{4}$  ||



Musical Matching

Name: _____

Class: _____



1. Draw lines to match each song title with the 'ticka-ticka' pattern that is found in the song.

Paw Paw Patch



Frere Jacques



Old Brass Wagon




Dinah



Counting Frenzy

Name: _____

Class: _____



 Draw bar lines so there are the correct number of beats in each measure.

$\frac{2}{4}$  ||

$\frac{3}{4}$  ||

$\frac{4}{4}$  ||

Rhythm Workout

Name: _____

Class: _____



1. Write the rhythm that you hear.



a. _____

b. _____

c. _____

2. Create and write your own four-beat rhythm pattern.

Rhythm Workout

Name: _____

Class: _____



1. Write the rhythm that you hear.

a. _____

b. _____

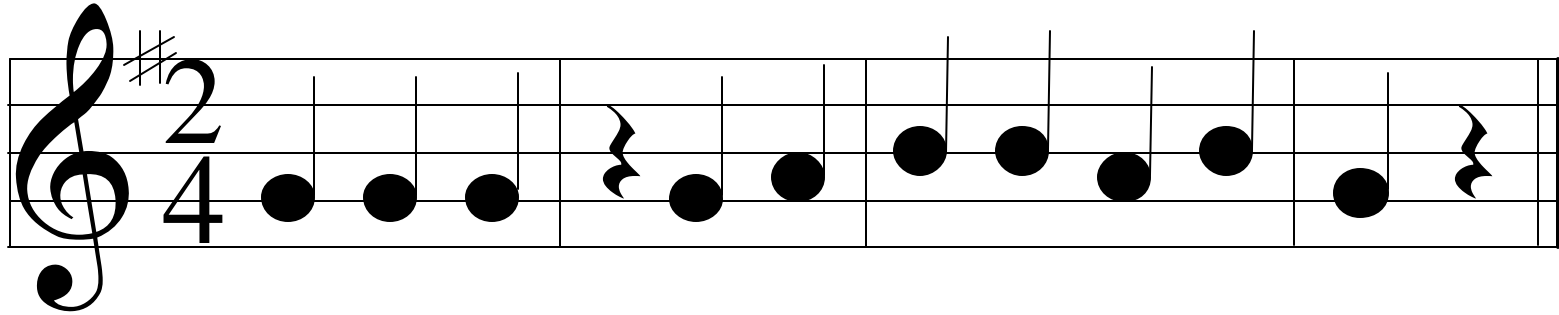
c. _____

2. Create and write your own four-beat rhythm pattern.

Rhythm Detective: _____

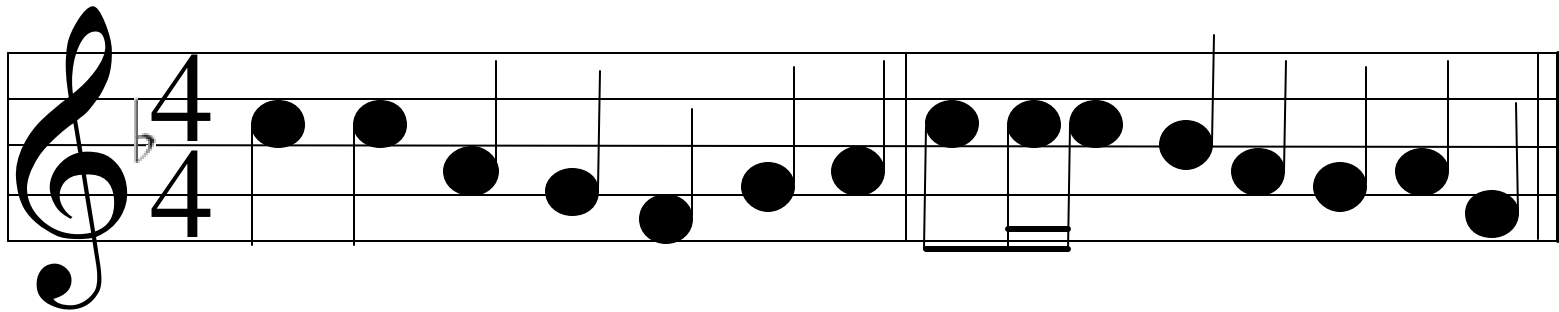
 Correct the rhythm to fit the time signature.

1.




Musical staff 1: Treble clef, key signature of one sharp (F#), 2/4 time signature. The staff contains a sequence of notes: four quarter notes (G4, A4, B4, C5), a quarter rest, two quarter notes (D5, E5), two quarter notes (F#5, G5), two quarter notes (A5, B5), and a quarter rest.

2.



Musical staff 2: Treble clef, key signature of one flat (Bb), 4/4 time signature. The staff contains a sequence of notes: two quarter notes (G4, A4), two quarter notes (B4, C5), two quarter notes (D5, E5), two quarter notes (F5, G5), two quarter notes (A5, B5), two quarter notes (C6, B5), two quarter notes (A5, G5), and two quarter notes (F5, E5). There is a double bar line in the middle of the staff.

3.



Musical staff 3: Treble clef, 3/4 time signature. The staff contains a sequence of notes: two quarter notes (G4, A4), two quarter notes (B4, C5), two quarter notes (D5, E5), two quarter notes (F5, G5), two quarter notes (A5, B5), two quarter notes (C6, B5), two quarter notes (A5, G5), and two quarter notes (F5, E5).