

Check the appropriate box(es):

Pathway(s) for Language Arts: 1 2 3 4

Exemption(s):

- Informational Reading
- Poetic Reading
- Demand Writing
- Listening
- Speaking

Adaptation(s):

- Alternate Setting
- Verbatim scribing of reading and/or listening responses
- Transcribing of Demand Writing
- Voice-to-Text software

Language Arts



Tips For Answering Multiple-Choice Questions

1. Reread parts of the reading passage, if necessary.
2. Reread the question, if necessary.
3. Choose the best answer for each question.
4. Fill in only one circle for each question.
5. Go to the next question if you get stuck on an answer. You should come back to the question at the end.
6. Answer every question, even if you're not sure.
7. Use any extra time to **check** your answers.

Tips For Answering Open-Response Questions

1. Reread parts of the reading passage, if necessary.
2. Reread the question, if necessary.
3. Print or write as neatly as you can.
4. Answer in complete sentences.
5. Include as much information as you can when you are asked to explain your thinking.
6. Explain yourself clearly. Provide details and examples.
7. Write what you think and why you think that. There are not always right or wrong answers.
8. Go to the next question if you get stuck on an answer. You should come back to the question at the end.
9. Answer every question, even if you are not sure.
10. Use any extra time to **check** your answers.
 - ☆ Do they say what you mean?
 - ☆ Do they make sense?
 - ☆ Are your spelling, punctuation, and capitalization appropriate?

RECYCLE

1. What does the word **conservation** mean?
 - (A) courage
 - (B) earth
 - (C) love
 - (D) save

2. In the poem, what does it mean to have **courage**?
 - (A) get an education
 - (B) love your land
 - (C) recycle with ease
 - (D) take a stand

3. What does the poem say we can do to help our Earth?
 - (A) adopt a pet
 - (B) compost
 - (C) pick up litter
 - (D) recycle, reduce, reuse

4. In the line, "**To take lands that we've spoiled**", what does **spoiled** mean?
 - (A) damaged
 - (B) loved
 - (C) recycled
 - (D) reused

5. Why did the illustrator choose things in the environment for the background of the poem?
- (A) because it is summer
 - (B) because the Earth is mostly blue and green
 - (C) to show taking care of the Earth is important
 - (D) to show the time of day

2. Give **two** reasons why you think the author made the letters in **RECYCLE** stand out.

(1.)

(2.)


3. What are two ways **you** help to save our Earth? Be sure to include lots of details.

(1.)

(2.)

4. Why did the illustrator choose this visual for the poem?
Support your answer.

5. It's your job to spread the news about saving the Earth. You can do this by creating a poster, poem, illustration, bookmark, advertisement, or something of your choice. Be creative! (*Feel free to colour your work*).



Great Mistakes

6. Who invented chocolate chip cookies?
- (A) A French scientist
 - (B) An Egyptian
 - (C) Ruth Wakefield
 - (D) Shen Nung
7. What can be made from hardened mud?
- (A) bricks
 - (B) chocolate chips
 - (C) safety glass
 - (D) tea
8. What are car windshields made from?
- (A) hardened mud
 - (B) liquid plastic
 - (C) safety glass
 - (D) tea leaves

9. What does the word **"accident"** mean in "discovered by accident"?

- (A) invention
- (B) mistake
- (C) plan
- (D) purpose

10. What were the first tea bags made from?

- (A) dough
- (B) glass
- (C) plastic
- (D) silk

1. Using the text, choose two inventions and explain how they were invented by "accident".

Invention	How It Was Made
<p>1.</p> <hr/>	<hr/> <hr/> <hr/> <hr/> <hr/>

<p>2.</p> <hr/>	<hr/> <hr/> <hr/> <hr/> <hr/>
-----------------	-------------------------------

2. Choose **ONE** invention from the text that you think is the most important. Explain using **TWO** reasons.

INVENTION: _____

REASON ONE: _____


REASON TWO: _____

3. Using **TWO** examples, explain how the author uses visuals in this text.

VISUAL 1

VISUAL 2

5. You just invented a **Homework Machine**. Illustrate your new invention. Include labels. Be creative! (*Feel free to colour your work*).



Language Arts



Reading is cool!


A Bad Case of the Giggles

1. What happened in the room next door? Why?

2. Tell about a time when you had “a bad case of the giggles.” Include lots of details.

3. How did you feel when you heard this poem? Tell why you felt this way.

4. Illustrate your favourite part of this poem. Write a caption for your picture. (*Feel free to colour your work*).



A large empty rectangular box with a double-line border, intended for a student to draw an illustration and write a caption. A horizontal line is drawn near the bottom of the box to indicate where to write the caption.





